



# Selenium – timeless design

## Selenium

Selenium SGP340 is an efficient, ergonomic road-lighting luminaire. Its simple, rounded form reduces its daytime visual impact, allowing it to integrate into any kind of environment. Selenium incorporates the renowned T-POT reflector for excellent optical performance. Energy savings are possible by means of dimming with a switch or stand-alone Chronosense system (without pilot cable). Selenium is suitable for side-entry or post-top mounting, with a choice of three tilt angles for optimal installation (0, 5, 15°).

### Benefits

- Timeless design in an efficient, ergonomic road-lighting luminaire with a simple, rounded form that reduces daytime visual impact
- Incorporates the renowned T-POT reflector for excellent optical performance
- Energy savings are possible by means of dimming with a switch, or stand-alone Chronosense system without pilot cable

### Features

- Timeless design
- T-POT optic
- Dimming with switch or stand-alone Chronosense system (without pilot cable)
- Three tilt angles for optimal installation on mast or bracket

### Application

- Industrial areas
- Roads
- Crossings, roundabouts

**PHILIPS**

## Specifications

<ul style="list-style-type: none"> <li>• Type</li> <li>• Light source</li> <li>• Lamp included</li> <li>• Mains voltage</li> <li>• Gear</li> <li>• Optic</li> <li>• Optical cover</li> <li>• Ignitor</li> <li>• Options</li> </ul>	<p>SGP340</p> <p>HID:</p> <ul style="list-style-type: none"> <li>- 1 x MASTER SON-T PIA Plus / E27 / 50, 70 W</li> <li>- 1 x MASTER SON-T PIA Plus / E40 / 100, 150, 250, 400 W</li> <li>- 1 x SON / E27 / 50, 70 W</li> <li>- 1 x SON / E40 / 100, 150, 250 W</li> <li>- 1 x SON-I / E27 / 50, 70 W</li> </ul> <p>Yes (K) No</p> <p>230 or 240 V</p> <p>Electro magnetic (low loss), 230 or 240 V / 50 Hz:</p> <ul style="list-style-type: none"> <li>- Inductive (IN)</li> </ul> <p>Electronic, 220 - 240 V / 50 - 60 Hz:</p> <ul style="list-style-type: none"> <li>- Electronic (EB)</li> </ul> <p>Facetted semi closed T-POT (TP)</p> <p>Glass flat (FG), reduce glare and improve night nuisance Polycarbonate bowl (PC) vandal-resistant</p> <p>Series (SI) Series, self-stopping (SS) Semi-parallel (SP) Semi-parallel, self-stopping (ST)</p> <p>Lighting controls: Chronosense (CH) Light regulation:</p> <ul style="list-style-type: none"> <li>- Dimming switch (SW)</li> <li>- Dimming switch with reverse function (SWR)</li> </ul> <p>Photocell: NEMA socket (P1), Minicell (P3) Fuse (FU) included Knife-connector (KC) included</p>	<ul style="list-style-type: none"> <li>• Materials and finishing</li> <li>• Color</li> <li>• Installation</li> <li>• Maintenance</li> <li>• Accessories</li> <li>• Main applications</li> </ul> <p>Canopy and frame: die-cast aluminum Mounting module: die-cast aluminum Optical covers: polycarbonate bowl or toughened glass Reflector: high-purity aluminum Closing clip: stainless steel</p> <p>Grey (RAL 7035) Other RAL colors available on request</p> <p>Side-entry mounting: lateral entry Ø 48 / 60 mm (48/60) Post-top mounting: axial entry Ø 48 / 60 mm (48/60) Spigot is reversible for side-entry and post-top Recommended mounting height: 10 m Standard tilt angle post top: 5° Adjustable tilt angle: 0.5 and 15° Adjustable light distribution: 5 positions Max windage area: 0.14 m Max SCx values by side: 0.077 m</p> <p>From above by opening the housing with a single quick-release clip No tools needed for geartry and disconnection of plug and socket</p> <p>Spigots for 34 mm side-entry, ZGP340 SP34S and 76 mm post-top, ZGP340 SP76P</p> <p>Industrial areas, roads, crossings, roundabouts</p>
--	--	---

## Related products

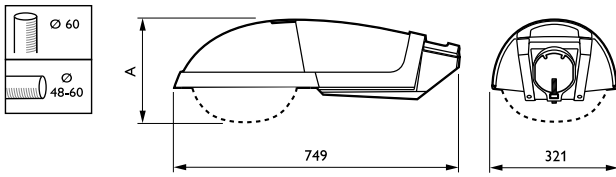


Selenium SGP340 road-lighting luminaire with flat glass



Selenium SGP340 road-lighting luminaire with polycarbonate bowl

## Dimensional drawing



SGP340

## Selenium SGP340

Product

SGP340 SON-T150W K EBD II PC D9 48/60

SGP340 SON-T50/70W K II FG SUD CH 48/60

SGP340 CPO-TW45W K EB II OR FG 48/60

SGP340 SON-T100W K II FG SKD KC 48/60

SGP340 SON-T100W II FG SKD FU KC 48/60

SGP340 CPO-TW140W K EBD I OR PC P1 76

SGP340 CDO-TT150W K I PC SKD 48/60

SGP340 SON-T50W K 240V I FG SKD 76

SGP340 SON-T250W I PC MSP SKD 48/60

SGP340 SON-T70W K 240V I PC SKD P3 48/60

SGP340 SON-T50W K 240V I PC SKD P1 34/42

SGP340 SON-T150W I PC SUD 48/60

SGP340 SON-T50W K 240V I PC SKD 76

SGP340 SON-T100W K EBD I FG D9 48/60

SGP340 CPO-TW140W K EB I OR FG P1 34/42

SGP340 SON-T50W K EBD I PC RF 48/60

SGP340 SON-T70W K EBD I PC RF 48/60

SGP340 SON-T150W K 240V I PC SKD 48/60

SGP340 CPO-TW140W K EBD I OR FG RF 34/42

SGP340 SON-T50W K II PC ALU SKD 48/60

SGP340 SON-T150/250W II PC SUD CH 48/60

SGP340 SON-T50/70W II FG SUD CH 48/60

SGP340 SON-T250W K EBD II FG RF 48/60

SGP340 SON-T100W K EBD I PC D9 48/60

SGP340 SON-T250W II FG SKD KC 48/60

SGP340 SON-T250W K 240V I FG SKD 34/42

SGP340 SON-T150W II FG MSP SKD 48/60

SGP340 SON-T250W K 240V I FG SKD 76

SGP340 SON-T50W K FG SKD 48/60

SGP340 SON-T400W I FG SKD 48/60

SGP340 E27 II PC 48/60

SGP340 E40 II PC 48/60

SGP340 CPO-TW90W K EBR I OR FG LS-6 P1 3

SGP340 SON-TAPXA150W K EBD II FG D9 48/6

SGP340 SON-T100W K EBD II FG D9 48/60

SGP340 SON-T70W K 240V I FG SKD P3 34/42

SGP340 SON-T100W K 240V I PC SKD P3 48/6

SGP340 SON-T250W K I FG SKD 48/60

SGP340 CDO-TT70W K I OR FG SKD 48/60

SGP340 CPO-TW45W K EB I OR FG P1 76

SGP340 SON-T70W K EBD I FG RF 48/60

SGP340 SON-T150W K 240V I FG SKD P3 34/4

SGP340 SON-T100W K II FG SKD 76

SGP340 CPO-TW60W K EBD II OR FG 48/60

SGP340 SON-T70/100W K II FG SUD SW 48/60

SGP340 SON-T250W II FG SKD FU KC 48/60

SGP340 SON-T250W K II FG SKD KC 48/60

## Dimensional drawing

SGP340 SON-T250W K EBD I FG RF 48/60
SGP340 CPO-TW140W K EBD I OR PC RF 34/42
SGP340 SON-T250W II FG SKD 76
SGP340 CPO-TW60W K EBD I OR PC RF 34/42
SGP340 CPO-TW60W K EB I OR FG 48/60
SGP340 SON-T70W K 240V I FG SKD 34/42
SGP340 SON-T70W K EBD II FG D9 48/60
SGP340 SON-T100W K I PC SKD 48/60
SGP340 CPO-TW90W K EBD I OR FG RF 48/60
SGP340 SON-T100/150W II FG SUD CH 48/60
SGP340 CDO-TT50W K II OR FG SKD 48/60
SGP340 SON-T250W II FG SKD 48/60
SGP340 SON-TAPXA250W K EBD I FG D9 48/60
SGP340 CPO-TW60W K EBD I OR PC P1 76
SGP340 SON-T250W K II FG SKD 48/60
SGP340 SON-T150W I PC SKD 48/60
SGP340 SON-T100W K 240V I FG SKD P3 76
SGP340 SON-T100W I PC SKD 48/60
SGP340 SON-T70W K 240V I PC SKD P3 76
SGP340 SON-T100W II PC SKD 48/60
SGP340 SON-T250/400W K I FG SUD SW 48/60
SGP340 SON-T70W K 240V I PC SKD P1 34/42
SGP340 SON-TAPXA100W K EBD II PC D9 48/6
SGP340 SON-T50/70W K II FG SUD SW 48/60
SGP340 CPO-TW140W K EBD I OR FG RF 76
SGP340 SON-T50W K I PC SKD 48/60
SGP340 SON-T50W K 240V I PC SKD P3 76
SGP340 SON-T100W II FG SKD 48/60
SGP340 SON-T70/100W K I FG SUD SW KC 48/
SGP340 CDO-TT100W K II PC SKD 48/60
SGP340 SON-T250W K 240V I PC SKD P3 34/4
SGP340 SON-T250W K II PC SKD 48/60
SGP340 SON-T150W K 240V I PC SKD 34/42
SGP340 SON-T250W I FG SKD 48/60
SGP340 SON-T70W K 240V I FG SKD P1 34/42
SGP340 CPO-TW140W K EBD II OR FG 48/60
SGP340 CPO-TW90W K EB I OR PC P1 76
SGP340 SON-T70W II FG SKD 48/60
SGP340 SON-T150W K 240V I PC SKD 76
SGP340 SON-T150W K 240V I PC SKD P3 34/4
SGP340 SON-T400W K I FG SKD 76
SGP340 CPO-TW60W K EBD I OR PC RF 76
SGP340 SON-T100W K 240V I FG SKD 34/42
SGP340 SON-T150W II FG SKD KC 48/60
SGP340 SON-T70/100W K II PC SUD CH 48/60
SGP340 SON-T150W I PC SUD FU 48/60
SGP340 SON-T150W K EBD II PC RF 48/60
SGP340 SON-T70W K 240V I FG SKD P3 76
SGP340 SON-TAPXA70W K EBD I FG D9 48/60

## Dimensional drawing

SGP340 SON-T250W K EBD I FG D9 48/60
SGP340 SON-T70W II PC MSP SKD 48/60
SGP340 SON-T50/70W K II PC SUD CH 48/60
SGP340 SON-T50W I PC SKD 48/60
SGP340 SON-T150W K I PC SKD 48/60
SGP340 SON-T250W K EBD II PC D9 48/60
SGP340 CDO-TT50W K II OR PC SKD 48/60
SGP340 CPO-TW140W K EB II OR FG 48/60
SGP340 CPO-TW60W K EB I OR PC P1 34/42
SGP340 CPO-TW60W K EBD I OR PC RF 48/60
SGP340 SON-T70W K II PC MSP SKD 48/60
SGP340 SON-T50W K EBD II PC D9 48/60
SGP340 SON-T100/150W II FG SUD SW 76
SGP340 SON-T250W K 240V I FG SKD P3 34/4
SGP340 SON-T50W K II FG MSP SKD 48/60
SGP340 CPO-TW140W K EB I OR FG P1 76
SGP340 SON-T250W I PC SKD 48/60
SGP340 CPO-TW90W K EBD I OR FG RF 76
SGP340 SON-T70W I PC SUD FU 48/60
SGP340 SON-T100W K EBD II PC D9 48/60
SGP340 CPO-TW90W K EBD I OR FG P1 76
SGP340 SON-T150/250W I FG MSP SUD CH 48/
SGP340 SON-T100W K II FG SKD 48/60
SGP340 CPO-TW60W K EBD II OR PC 48/60
SGP340 CPO-TW90W K EB II OR FG 48/60
SGP340 SON-TAPXA70W K EBD II FG D9 48/60
SGP340 SON-T50W K 240V I PC SKD P3 48/60
SGP340 SON-TAPXA250W K EBD II PC D9 48/6
SGP340 CDO-TT150W K I FG SKD 48/60
SGP340 CPO-TW60W K EBR II OR FG LS-8 48/
SGP340 SON-T150W K 240V I FG SKD 76
SGP340 SON-T70/100W II FG SUD CH 48/60
SGP340 CPO-TW45W K EB I OR PC P1 34/42
SGP340 SON-T50W K EBD II FG RF 48/60
SGP340 CPO-TW140W K EBR I OR FG LS-6 P1
SGP340 SON-T50/70W II PC SUD 48/60
SGP340 SON-T150W K EBD II FG RF 48/60
SGP340 SON-T150W K 240V I FG SKD P3 76
SGP340 CPO-TW90W K EBR II OR PC LS-8 48/
SGP340 SON-TAPXA70W K EBD II PC D9 48/60
SGP340 SON-T50W I PC SUD FU 48/60
SGP340 CPO-TW90W K EB II OR FG 76
SGP340 CDO-TT100W K I PC SKD 48/60
SGP340 CPO-TW60W K EB II OR PC 48/60
SGP340 CPO-TW90W K EBD II OR FG 48/60
SGP340 SON-T100W I PC SUD FU 48/60
SGP340 SON-T150W II FG SKD 76
SGP340 SON-T50W K EBD II PC RF 48/60
SGP340 SON-T70W K II FG SKD KC 48/60

## Dimensional drawing

SGP340 CPO-TW60W K EBD I OR FG RF 34/42

---

SGP340 SON-T250W K 240V I PC SKD 76

---

SGP340 SON-T50W K EBD I FG D9 48/60

---

SGP340 SON-T70W II FG MSP SKD 48/60

---

SGP340 SON-T100W K II FG MSP SKD 48/60

---

SGP340 SON-T250W II PC MSP SKD 48/60

---

SGP340 SON-T50W K 240V I FG SKD 34/42

---

SGP340 SON-T150W K EBD I PC RF 48/60

---

SGP340 SON-T250W K 240V I PC SKD P1 34/4

---

SGP340 SON-T70/100W K II FG SUD CH 48/60

---

SGP340 SON-T250W K 240V I PC SKD P3 76

---

SGP340 CPO-TW60W K EB I OR PC P1 76

---

SGP340 SON-T150W K II PC SKD 48/60

---

SGP340 SON-T50W K 240V I FG SKD P1 34/42

---

SGP340 SON-TAPXA100W K EBD II FG D9 48/6

---

SGP340 SON-T150W K II FG SKD 34/42

---

SGP340 SON-T250W II FG MSP SKD 48/60

---

SGP340 SON-T100W K 240V I PC SKD 76

---

SGP340 SON-T250W II PC SKD 48/60

---

SGP340 SON-T250W K 240V I PC SKD 34/42

---

SGP340 SON-T50W K 240V I PC SKD P1 48/60

---

SGP340 SON-T70W II FG SKD KC 48/60

---

SGP340 SON-T250W K 240V I FG SKD P1 34/4

---

SGP340 CDO-TT150W K II PC SKD 48/60

---

SGP340 SON-T70W K I FG 48/60

---

SGP340 CPO-TW60W K EB II OR FG 76

---

SGP340 CPO-TW90W K EB I OR FG P1 76

---

SGP340 SON-T70W K 240V I PC SKD P3 34/42

---

SGP340 SON-T150W K 240V I PC SKD P3 76

---

SGP340 SON-T100W K 240V I PC SKD P3 76

---

SGP340 SON-T100W K 240V I PC SKD 34/42

---

SGP340 SON-T70W K 240V I PC SKD 76

---

SGP340 SON-T50W K 240V I PC SKD P3 34/42

---

SGP340 SON-T50W K II FG SKD 48/60

---

SGP340 SON-T250W K II FG MSP SKD 48/60

---

SGP340 SON-T70W K EBD II PC RF 48/60

---

SGP340 SON-T50W K 240V I FG SKD P3 34/42

---

SGP340 SON-T100W II FG SKD KC 48/60

---

SGP340 SON-T50W K 240V I FG SKD P1 76

---

SGP340 E40 II FG MSP 48/60

---

SGP340 SON-T250W K EBD I PC RF 48/60

---

SGP340 SON-T250W K II FG SKD 76

---

SGP340 CPO-TW60W K EBD I OR FG P1 76

---

SGP340 SON-T250W K 240V I FG SKD P1 76

---

SGP340 SON-T150W K 240V I FG SKD P1 34/4

---

SGP340 CPO-TW140W K EB I OR PC P1 76

---

SGP340 CPO-TW90W K EB II OR PC 48/60

---

SGP340 SON-T150/250W II FG SUD CH 48/60

---

SGP340 SON-T250W K I PC SKD 48/60

---

## Dimensional drawing

SGP340 SON-T70W II PC SKD 48/60
SGP340 SON-T100W II PC MSP SKD 48/60
SGP340 CPO-TW60W K EBD I OR FG P1 34/42
SGP340 CPO-TW45W K EB I OR PC P1 76
SGP340 SON-T50/70W II PC SUD CH 48/60
SGP340 SON-T70W K EBD I FG D9 48/60
SGP340 CPO-TW90W K EBD I OR PC RF 48/60
SGP340 SON-TAPXA150W K EBD I FG D9 48/60
SGP340 SON-T100W K EBD II PC RF 48/60
SGP340 CDO-TT100W K II FG SKD 48/60
SGP340 SON-T150W K II PC MSP SKD 48/60
SGP340 SON-T250W K 240V I PC SKD P1 76
SGP340 SON-T70W K II PC SKD 48/60
SGP340 SON-T70W II PC SKD FU 48/60
SGP340 SON-T150W K II FG SKD 48/60
SGP340 SON-T100W II FG MSP SKD 48/60
SGP340 CPO-TW140W K EBD I OR FG RF 48/60
SGP340 CPO-TW60W K EBR II OR PC LS-8 48/
SGP340 CPO-TW140W K EBR I OR FG LS-6 P1
SGP340 SON-T50/70W K I FG SUD SW KC 48/6
SGP340 CDO-TT50W K I OR PC SKD 48/60
SGP340 SON-T70W K 240V I PC SKD P1 48/60
SGP340 E27 II FG 48/60
SGP340 SON-T150W K 240V I PC SKD P1 34/4
SGP340 SON-T150W K EBD II FG D9 48/60
SGP340 SON-T150W I PC MSP SKD 48/60
SGP340 SON-TAPXA100W K EBD I FG D9 48/60
SGP340 SON-T250W K EBD I PC D9 48/60
SGP340 SON-T70W K I PC SKD 48/60
SGP340 CDO-TT100W K I FG SKD 48/60
SGP340 SON-T50W K EBD I FG RF 48/60
SGP340 SON-T70W K II FG MSP SKD 48/60
SGP340 CDO-TT250W K II FG SKD 48/60
SGP340 SON-TAPXA100W K EBD I PC D9 48/60
SGP340 SON-T70W K EBD II PC D9 48/60
SGP340 CPO-TW90W K EBD I OR PC RF 34/42
SGP340 SON-T50W K II FG SKD 48/60
SGP340 CDO-TT250W K I FG SKD 48/60
SGP340 CDO-TT50W K I OR FG SKD 48/60
SGP340 SON-T70/100W II FG SUD SW 76
SGP340 SON-T100W K 240V I FG SKD P3 34/4
SGP340 SON-T250W K 240V I FG SKD P3 76
SGP340 SON-T250W K EBD II FG D9 48/60
SGP340 CPO-TW90W K EBR I OR FG LS-6 P1 4
SGP340 SON-T150W K 240V I PC SKD P1 76
SGP340 CPO-TW140W K EB II OR PC 48/60
SGP340 SON-T50W K EBD I PC D9 48/60
SGP340 SON-T70/100W II PC SUD CH 48/60

## Dimensional drawing

SGP340 CPO-TW60W K EBD I OR PC P1 34/42

---

SGP340 SON-T150W K 240V I PC SKD P1 48/6

---

SGP340 SON-T250W K EBD II PC RF 48/60

---

SGP340 SON-T100W I PC MSP SKD 48/60

---

SGP340 SON-T70W K 240V I FG SKD 76

---

SGP340 SON-T50W K II PC MSP SKD 48/60

---

SGP340 CPO-TW140W K EBD I OR FG P1 76

---

SGP340 SON-T70W K II FG SKD 48/60

---

SGP340 CDO-TT70W K I OR PC SKD 48/60

---

SGP340 CDO-TT250W K II PC SKD 48/60

---

SGP340 SON-T400W I FG SKD 76

---

SGP340 CPO-TW60W K EB I OR FG P1 76

---

SGP340 SON-T100/150W K II FG SUD CH 48/6

---

SGP340 CPO-TW90W K EBD I OR FG RF 34/42

---

SGP340 SON-T150W II PC SKD FU 48/60

---

SGP340 SON-T100W K 240V I PC SKD 48/60

---

SGP340 SON-T150W K EBD I FG RF 48/60

---

SGP340 CPO-TW90W K EBR II OR FG LS-8 48/

---

SGP340 CDO-TT70W K II OR FG SKD 48/60

---

SGP340 SON-T50W K 240V I PC SKD 48/60

---

SGP340 SON-T400W K I FG SKD 48/60

---

SGP340 CPO-TW45W K EB I OR FG P1 34/42

---

SGP340 SON-T150W II PC SKD 48/60

---

SGP340 CPO-TW45W K EB II OR PC 48/60

---

SGP340 CPO-TW60W K EB I OR FG P1 34/42

---

SGP340 SON-T50W K 240V I PC SKD P1 76

---

SGP340 CPO-TW140W K EBD I OR PC P1 34/42

---

SGP340 CPO-TW90W K EBR I OR FG LS-6 P1 7

---

SGP340 SON-T70W I PC SKD 48/60

---

SGP340 CPO-TW140W K EBD I OR PC RF 48/60

---

SGP340 SON-T250/400W K I FG SUD CH 48/60

---

SGP340 CPO-TW140W K EB I OR PC P1 34/42

---

SGP340 SON-T150W K EBD I FG D9 48/60

---

SGP340 SON-T100W K 240V I FG SKD 76

---

SGP340 SON-T100W K 240V I PC SKD P1 76

---

SGP340 SON-T150W II FG SKD 48/60

---

SGP340 SON-TAPXA250W K EBD II FG D9 48/6

---

SGP340 CPO-TW140W K EBD II OR PC 48/60

---

SGP340 CPO-TW90W K EBD I OR PC RF 76

---

SGP340 SON-T150W II PC MSP SKD 48/60

---

SGP340 SON-T50W K EBD II FG D9 48/60

---

SGP340 SON-T50/70W II FG SUD 76

---

SGP340 CDO-TT70W K II OR PC SKD 48/60

---

SGP340 SON-T100W K EBD I FG RF 48/60

---

SGP340 CPO-TW140W K EBR I OR FG LS-6 P1

---

SGP340 SON-T50/70W II FG SUD SW 76

---

SGP340 SON-T150W K 240V I FG SKD 34/42

---

SGP340 SON-T100W K II PC MSP SKD 48/60

---

SGP340 CPO-TW90W K EB I OR FG P1 34/42

---



## Dimensional drawing

SGP340 SON-T150W K II FG SKD 76
SGP340 CPO-TW45W K EB II OR FG 76
SGP340 SON-T70W K 240V I PC SKD 48/60
SGP340 SON-T100/150W K II PC SUD CH 48/6
SGP340 SON-T150W K II FG MSP SKD 48/60
SGP340 CPO-TW140W K EBR II OR FG LS-8 48
SGP340 CPO-TW140W K EBD I OR FG P1 34/42
SGP340 SON-T100W K 240V I PC SKD P1 34/4
SGP340 SON-T150W II FG SKD FU KC 48/60
SGP340 SON-T70W II FG SKD FU KC 48/60
SGP340 SON-T100W K 240V I FG SKD P1 76
SGP340 SON-T70W K II FG SKD 34/42
SGP340 SON-T150W K I FG SKD 48/60
SGP340 SON-T70W K EBD I PC D9 48/60
SGP340 SON-T100W K 240V I PC SKD P3 34/4
SGP340 CDO-TT250W K I PC SKD 48/60
SGP340 SON-T100W K 240V I PC SKD P1 48/6
SGP340 SON-T100/150W K I FG SUD SW KC 48
SGP340 SON-T150W K 240V I FG SKD P1 76
SGP340 CPO-TW60W K EBD I OR FG RF 48/60
SGP340 SON-T50W K II PC SKD 48/60
SGP340 CPO-TW60W K EBD I OR FG RF 76
SGP340 CPO-TW140W K EBD I OR PC RF 76
SGP340 SON-T100W K EBD I PC RF 48/60
SGP340 SON-T70W K 240V I PC SKD 34/42
SGP340 SON-T100W K 240V I FG SKD P1 34/4
SGP340 CDO-TT150W K II FG SKD 48/60
SGP340 SON-T100W K II PC SKD 48/60
SGP340 CPO-TW90W K EBD I OR FG P1 34/42
SGP340 SON-T100W K I FG SKD 48/60
SGP340 SON-T70W K 240V I PC SKD P1 76
SGP340 SON-TAPXA150W K EBD I PC D9 48/60
SGP340 SON-T50W II PC SKD 48/60
SGP340 SON-T70W K II FG SKD 76
SGP340 CPO-TW90W K EB I OR PC P1 34/42
SGP340 SON-TAPXA250W K EBD I PC D9 48/60
SGP340 SON-T70W K 240V I FG SKD P1 76
SGP340 SON-T50W K 240V I PC SKD 34/42
SGP340 SON-T250W K 240V I FG SKD 48/60
SGP340 SON-T150W K EBD I PC D9 48/60
SGP340 CPO-TW140W K EBR II OR PC LS-8 48
SGP340 SON-T150W K 240V I PC SKD P3 48/6
SGP340 SON-T50W K 240V I FG SKD P3 76
SGP340 SON-T150W K II FG SKD KC 48/60
SGP340 CPO-TW90W K EBD II OR PC 48/60
SGP340 CPO-TW90W K EBD I OR PC P1 76
SGP340 CPO-TW60W K EB II OR FG 48/60

## Dimensional drawing

SGP340 E40 II FG 48/60

SGP340 SON-TAPXA150W K EBD II PC D9 48/60

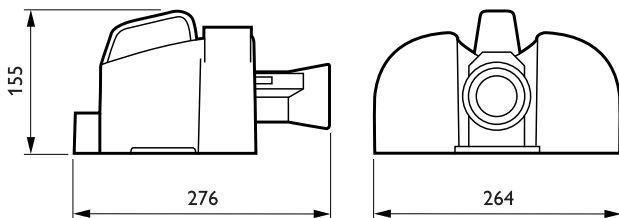
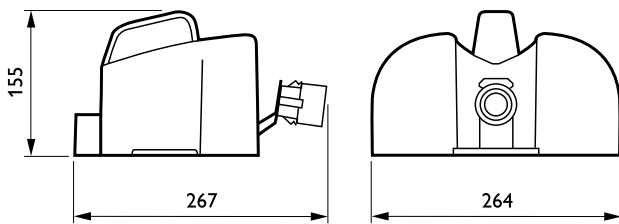
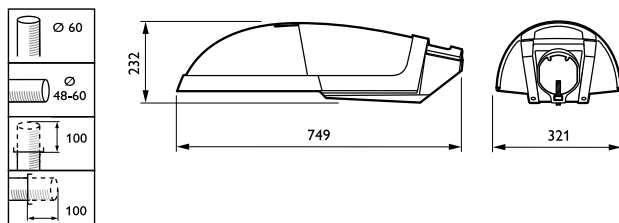
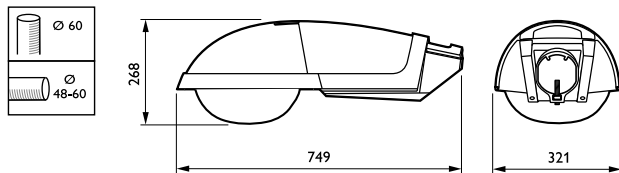
SGP340 SON-T70W K EBD II FG RF 48/60

SGP340 SON-TAPXA70W K EBD I PC D9 48/60

SGP340 SON-T100W II FG SKD 76

SGP340 CPO-TW90W K EBD I OR PC P1 34/42

SGP340 SON-T100W K EBD II FG RF 48/60



## General Information (1/2)

order code	Cap-Base	CE mark	Coating	Optical cover/lens type	ENEC mark	Gear	Lamp family code	Lamp power	Number of light sources	Optic type
910500946612	E27	-	-	FG	-	Empty, without gear	-	-	1	TP
910500946712	E40	-	-	FG	-	Empty, without gear	-	-	1	TP
910500967112	PGZ12	CE mark	-	FG	-	EB	CPO-TW	45	1	OR
910500967312	PGZ12	CE mark	-	FG	-	EB	CPO-TW	60	1	OR
910500967512	PGZ12	CE mark	-	FG	-	EB	CPO-TW	90	1	OR
910500967712	PGZ12	CE mark	-	FG	-	EB	CPO-TW	140	1	OR
910500967912	PGZ12	CE mark	-	FG	-	EBR	CPO-TW	60	1	OR
910500968112	PGZ12	CE mark	-	FG	-	EBR	CPO-TW	90	1	OR
910500968312	PGZ12	CE mark	-	FG	-	EBR	CPO-TW	140	1	OR

order code	Cap-Base	CE mark	Coating	Optical cover/lens type	ENEC mark	Gear	Lamp family code	Lamp power	Number of light sources	Optic type
910500990512	E27	CE mark	-	-	-	CONV	SON-T	50	1	-
910500990612	E27	CE mark	-	-	-	CONV	SON-T	70	1	-
910500990712	E40	CE mark	-	-	-	CONV	SON-T	100	1	-
910500990812	E40	CE mark	-	-	-	CONV	SON-T	150	1	-
910500990912	E40	CE mark	-	-	-	CONV	SON-T	250	1	-
910925700412	E40	CE mark	-	FG	ENEC mark	CONV	SON-T	150	1	TP
910925700912	E40	CE mark	-	FG	ENEC mark	CONV	SON-T	250	1	TP
910925701112	E40	CE mark	-	FG	ENEC mark	CONV	SON-T	400	1	TP
910925709512	E27	CE mark	-	FG	ENEC mark	CONV	SON-T	50	1	TP
910925719512	E27	CE mark	-	FG	-	EBD	SON-T	70	1	TP
910925719612	E40	CE mark	-	FG	-	EBD	SON-T	100	1	TP
910925719712	E40	CE mark	-	FG	-	EBD	SON-T	150	1	TP
910925719812	E27	CE mark	-	FG	-	EBD	SON-T	50	1	TP
910925719912	E27	CE mark	-	FG	-	EBD	SON-T	70	1	TP
910925720012	E40	CE mark	-	FG	-	EBD	SON-T	100	1	TP
910925720112	E40	CE mark	-	FG	-	EBD	SON-T	150	1	TP
910925720212	E40	CE mark	-	FG	-	EBD	SON-T	250	1	TP
910925723812	E40	CE mark	-	FG	-	EBD	SON-T	250	1	TP
910925731812	E27	CE mark	-	FG	-	CONV	SON-T	50 or 70	1	TP
910925732112	E27	CE mark	-	FG	-	CONV	SON-T	50 or 70	1	TP
910925732512	E40	CE mark	-	FG	-	CONV	SON-T	70 or 100	1	TP
910925732612	E40	CE mark	-	FG	-	CONV	SON-T	70 or 100	1	TP
910925732812	E40	CE mark	-	FG	-	CONV	SON-T	70 or 100	1	TP
910925733012	E40	CE mark	-	FG	-	CONV	SON-T	100 or 150	1	TP
910925733312	E40	CE mark	-	FG	-	CONV	SON-T	100 or 150	1	TP
910925733612	E40	CE mark	Marine salt protected coating	FG	-	CONV	SON-T	150 or 250	1	TP
910925733812	E40	CE mark	-	FG	-	CONV	SON-T	250 or 400	1	TP
910925733912	E40	CE mark	-	FG	-	CONV	SON-T	150 or 250	1	TP
910925734112	E40	CE mark	-	FG	-	CONV	SON-T	250 or 400	1	TP
910925734212	E27	CE mark	-	-	-	CONV	SON-T	50 or 70	1	-
910925734412	E40	CE mark	-	-	-	CONV	SON-T	100 or 150	1	-
910925738712	E27	CE mark	-	FG	-	CONV	SON-T	70	1	TP
910925738812	E40	CE mark	-	FG	-	CONV	SON-T	100	1	TP
910925738912	E40	CE mark	-	FG	-	CONV	SON-T	150	1	TP
910925739012	E40	CE mark	-	FG	-	CONV	SON-T	250	1	TP
910925739112	E27	CE mark	-	FG	-	CONV	SON-T	50	1	TP
910925743012	E40	CE mark	-	FG	-	EBD	SON-T	100	1	TP
910925743112	E40	CE mark	-	FG	-	EBD	SON-T	150	1	TP
910925801712	PGZ12	CE mark	-	FG	-	EBR	CPO-TW	90	1	OR
910925806812	E27	CE mark	-	FG	-	CONV	CDO-TT	50	1	OR
910925807012	E27	CE mark	-	FG	-	CONV	CDO-TT	70	1	OR
910925807212	E27	CE mark	-	FG	-	CONV	CDO-TT	70	1	OR
910925807412	E40	CE mark	-	FG	-	CONV	CDO-TT	100	1	TP
910925807612	E40	CE mark	-	FG	-	CONV	CDO-TT	100	1	TP
910925807812	E40	CE mark	-	FG	-	CONV	CDO-TT	150	1	TP
910925808012	E40	CE mark	-	FG	-	CONV	CDO-TT	150	1	TP
910925808212	E40	CE mark	-	FG	-	CONV	CDO-TT	250	1	TP

order code	Cap-Base	CE mark	Coating	Optical cover/lens type	ENEC mark	Gear	Lamp family code	Lamp power	Number of light sources	Optic type
910925808412	E40	CE mark	-	FG	-	CONV	CDO-TT	250	1	TP
910925810412	PGZ12	CE mark	-	FG	-	EBD	CPO-TW	60	1	OR
910925837312	E27	CE mark	-	FG	-	CONV	SON-T	50	1	TP
910925837612	E27	CE mark	-	FG	-	CONV	SON-T	70	1	TP
910925838212	E27	CE mark	-	FG	-	CONV	SON-T	70	1	TP
910925839212	E27	CE mark	-	FG	-	CONV	SON-T	70	1	TP
910925839712	E27	CE mark	-	FG	-	CONV	SON-T	70	1	TP
910925839812	E27	CE mark	Marine salt protected coating	FG	-	CONV	SON-T	70	1	TP
910925839912	E27	CE mark	-	FG	-	CONV	SON-T	70	1	TP
910925840412	E40	CE mark	-	FG	-	CONV	SON-T	100	1	TP
910925840812	E40	CE mark	-	FG	-	CONV	SON-T	100	1	TP
910925842012	E40	CE mark	-	FG	-	CONV	SON-T	100	1	TP
910925842112	E40	CE mark	-	FG	-	CONV	SON-T	100	1	TP
910925842512	E40	CE mark	-	FG	-	CONV	SON-T	100	1	TP
910925842812	E40	CE mark	Marine salt protected coating	FG	-	CONV	SON-T	100	1	TP
910925842912	E40	CE mark	-	FG	-	CONV	SON-T	100	1	TP
910925843112	E40	CE mark	-	FG	-	CONV	SON-T	150	1	TP
910925843212	E40	CE mark	-	FG	-	CONV	SON-T	150	1	TP
910925843412	E40	CE mark	-	FG	-	CONV	SON-T	150	1	TP
910925843512	E40	CE mark	-	FG	-	CONV	SON-T	150	1	TP
910925843612	E40	CE mark	-	FG	-	CONV	SON-T	150	1	TP
910925844612	E40	CE mark	-	FG	-	CONV	SON-T	150	1	TP
910925844812	E40	CE mark	-	FG	-	CONV	SON-T	150	1	TP
910925845212	E40	CE mark	-	FG	-	CONV	SON-T	150	1	TP
910925845312	E40	CE mark	Marine salt protected coating	FG	-	CONV	SON-T	150	1	TP
910925845612	E40	CE mark	-	FG	-	CONV	SON-T	150	1	TP
910925846312	E40	CE mark	-	FG	-	CONV	SON-T	250	1	TP
910925847312	E40	CE mark	Marine salt protected coating	FG	-	CONV	SON-T	250	1	TP
910925847412	E40	CE mark	-	FG	-	CONV	SON-T	250	1	TP
910925847512	E40	CE mark	-	FG	-	CONV	SON-T	250	1	TP
910925847612	E40	CE mark	Marine salt protected coating	FG	-	CONV	SON-T	250	1	TP
910925847712	E40	CE mark	-	FG	-	CONV	SON-T	250	1	TP
910925847812	E40	CE mark	-	FG	-	CONV	SON-T	250	1	TP
910925848012	E40	CE mark	-	FG	-	CONV	SON-T	250	1	TP
910925848212	E40	CE mark	-	FG	-	CONV	SON-T	250	1	TP
910925848412	E40	CE mark	-	FG	-	CONV	SON-T	250	1	TP
910925848512	E40	CE mark	-	FG	-	CONV	SON-T	400	1	TP
910925848612	E40	CE mark	-	FG	-	CONV	SON-T	400	1	TP
910500946812	E27	-	-	PC	-	Empty, without gear	-	-	1	TP
910500946912	E40	-	-	PC	-	Empty, without gear	-	-	1	TP
910500967012	PGZ12	CE mark	-	PC	-	EB	CPO-TW	45	1	OR
910500967212	PGZ12	CE mark	-	PC	-	EB	CPO-TW	60	1	OR
910500967412	PGZ12	CE mark	-	PC	-	EB	CPO-TW	90	1	OR

order code	Cap-Base	CE mark	Coating	Optical cover/lens type	ENEC mark	Gear	Lamp family code	Lamp power	Number of light sources	Optic type
910500967612	PGZ12	CE mark	-	PC	-	EB	CPO-TW	140	1	OR
910500967812	PGZ12	CE mark	-	PC	-	EBR	CPO-TW	60	1	OR
910500968212	PGZ12	CE mark	-	PC	-	EBR	CPO-TW	140	1	OR
910925700512	E40	CE mark	-	PC	ENEC mark	CONV	SON-T	150	1	TP
910925720412	E27	CE mark	-	PC	-	EBD	SON-T	70	1	TP
910925720512	E40	CE mark	-	PC	-	EBD	SON-T	100	1	TP
910925720612	E40	CE mark	-	PC	-	EBD	SON-T	150	1	TP
910925721112	E40	CE mark	-	PC	-	EBD	SON-T	250	1	TP
910925723712	E40	CE mark	-	PC	-	EBD	SON-T	250	1	TP
910925731612	E27	CE mark	-	PC	-	CONV	SON-T	50 or 70	1	TP
910925731912	E27	CE mark	-	PC	-	CONV	SON-T	50 or 70	1	TP
910925732012	E27	CE mark	-	PC	-	CONV	SON-T	50 or 70	1	TP
910925732412	E40	CE mark	-	PC	-	CONV	SON-T	70 or 100	1	TP
910925732712	E40	CE mark	-	PC	-	CONV	SON-T	70 or 100	1	TP
910925733212	E40	CE mark	-	PC	-	CONV	SON-T	100 or 150	1	TP
910925734012	E40	CE mark	-	PC	-	CONV	SON-T	150 or 250	1	TP
910925806912	E27	CE mark	-	PC	-	CONV	CDO-TT	50	1	OR
910925807312	E27	CE mark	-	PC	-	CONV	CDO-TT	70	1	OR
910925807512	E40	CE mark	-	PC	-	CONV	CDO-TT	100	1	TP
910925807712	E40	CE mark	-	PC	-	CONV	CDO-TT	100	1	TP
910925808112	E40	CE mark	-	PC	-	CONV	CDO-TT	150	1	TP
910925808512	E40	CE mark	-	PC	-	CONV	CDO-TT	250	1	TP
910925835812	E27	CE mark	-	PC	-	CONV	SON-T	50	1	TP
910925837212	E27	CE mark	Marine salt protected coating	PC	-	CONV	SON-T	50	1	TP
910925837412	E27	CE mark	-	PC	-	CONV	SON-T	50	1	TP
910925838512	E27	CE mark	-	PC	-	CONV	SON-T	70	1	TP
910925838712	E27	CE mark	-	PC	-	CONV	SON-T	70	1	TP
910925838812	E27	CE mark	-	PC	-	CONV	SON-T	70	1	TP
910925838912	E27	CE mark	-	PC	-	CONV	SON-T	70	1	TP
910925839112	E27	CE mark	-	PC	-	CONV	SON-T	70	1	TP
910925839512	E27	CE mark	-	PC	-	CONV	SON-T	70	1	TP
910925840012	E27	CE mark	-	PC	-	CONV	SON-T	70	1	TP
910925840112	E27	CE mark	-	PC	-	CONV	SON-T	70	1	TP
910925841912	E40	CE mark	-	PC	-	CONV	SON-T	100	1	TP
910925842212	E40	CE mark	Marine salt protected coating	PC	-	CONV	SON-T	100	1	TP
910925842312	E40	CE mark	-	PC	-	CONV	SON-T	100	1	TP
910925842412	E40	CE mark	-	PC	-	CONV	SON-T	100	1	TP
910925842712	E40	CE mark	-	PC	-	CONV	SON-T	100	1	TP
910925843012	E40	CE mark	Marine salt protected coating	PC	-	CONV	SON-T	150	1	TP
910925844012	E40	CE mark	-	PC	-	CONV	SON-T	150	1	TP
910925844412	E40	CE mark	-	PC	-	CONV	SON-T	150	1	TP
910925845012	E40	CE mark	-	PC	-	CONV	SON-T	150	1	TP
910925845112	E40	CE mark	-	PC	-	CONV	SON-T	150	1	TP
910925845412	E40	CE mark	-	PC	-	CONV	SON-T	150	1	TP
910925845512	E40	CE mark	Marine salt protected coating	PC	-	CONV	SON-T	150	1	TP

order code	Cap-Base	CE mark	Coating	Optical cover/lens type	ENEC mark	Gear	Lamp family code	Lamp power	Number of light sources	Optic type
910925845912	E40	CE mark	-	PC	-	CONV	SON-T	250	1	TP
910925847212	E40	CE mark	-	PC	-	CONV	SON-T	250	1	TP
910925848112	E40	CE mark	-	PC	-	CONV	SON-T	250	1	TP
910925848312	E40	CE mark	-	PC	-	CONV	SON-T	250	1	TP
910925848712	E27	CE mark	-	PC	-	CONV	SON-T	50	1	TP

## General Information (2/2)

order code	Product Family Code
910500946612	SGP340
910500946712	SGP340
910500967112	SGP340
910500967312	SGP340
910500967512	SGP340
910500967712	SGP340
910500967912	SGP340
910500968112	SGP340
910500968312	SGP340
910500990512	EGP340
910500990612	EGP340
910500990712	EGP340
910500990812	EGP340
910500990912	EGP340
910925700412	SGP340
910925700912	SGP340
910925701112	SGP340
910925709512	SGP340
910925719512	SGP340
910925719612	SGP340
910925719712	SGP340
910925719812	SGP340
910925719912	SGP340
910925720012	SGP340
910925720112	SGP340
910925720212	SGP340
910925723812	SGP340
910925731812	SGP340
910925732112	SGP340
910925732512	SGP340
910925732612	SGP340
910925732812	SGP340
910925733012	SGP340
910925733312	SGP340
910925733612	SGP340
910925733812	SGP340
910925733912	SGP340
910925734112	SGP340

order code	Product Family Code
910925734212	EGP340
910925734412	EGP340
910925738712	SGP340
910925738812	SGP340
910925738912	SGP340
910925739012	SGP340
910925739112	SGP340
910925743012	SGP340
910925743112	SGP340
910925801712	SGP340
910925806812	SGP340
910925807012	SGP340
910925807212	SGP340
910925807412	SGP340
910925807612	SGP340
910925807812	SGP340
910925808012	SGP340
910925808212	SGP340
910925808412	SGP340
910925810412	SGP340
910925837312	SGP340
910925837612	SGP340
910925838212	SGP340
910925839212	SGP340
910925839712	SGP340
910925839812	SGP340
910925839912	SGP340
910925840412	SGP340
910925840812	SGP340
910925842012	SGP340
910925842112	SGP340
910925842512	SGP340
910925842812	SGP340
910925842912	SGP340
910925843112	SGP340
910925843212	SGP340
910925843412	SGP340
910925843512	SGP340

order code	Product Family Code
910925843612	SGP340
910925844612	SGP340
910925844812	SGP340
910925845212	SGP340
910925845312	SGP340
910925845612	SGP340
910925846312	SGP340
910925847312	SGP340
910925847412	SGP340
910925847512	SGP340
910925847612	SGP340
910925847712	SGP340
910925847812	SGP340
910925848012	SGP340
910925848212	SGP340
910925848412	SGP340
910925848512	SGP340
910925848612	SGP340
910500946812	SGP340
910500946912	SGP340
910500967012	SGP340
910500967212	SGP340
910500967412	SGP340
910500967612	SGP340
910500967812	SGP340
910500968212	SGP340
910925700512	SGP340
910925720412	SGP340
910925720512	SGP340
910925720612	SGP340
910925721112	SGP340
910925723712	SGP340
910925731612	SGP340
910925731912	SGP340
910925732012	SGP340
910925732412	SGP340
910925732712	SGP340
910925733212	SGP340
910925734012	SGP340
910925806912	SGP340
910925807312	SGP340
910925807512	SGP340
910925807712	SGP340
910925808112	SGP340
910925808512	SGP340
910925835812	SGP340
910925837212	SGP340
910925837412	SGP340
910925838512	SGP340

order code	Product Family Code
910925838712	SGP340
910925838812	SGP340
910925838912	SGP340
910925839112	SGP340
910925839512	SGP340
910925840012	SGP340
910925840112	SGP340
910925841912	SGP340
910925842212	SGP340
910925842312	SGP340
910925842412	SGP340
910925842712	SGP340
910925843012	SGP340
910925844012	SGP340
910925844412	SGP340
910925845012	SGP340
910925845112	SGP340
910925845412	SGP340
910925845512	SGP340
910925845912	SGP340
910925847212	SGP340
910925848112	SGP340
910925848312	SGP340
910925848712	SGP340

## Light Technical

order code	Standard tilt angle side entry	Standard tilt angle posttop
910500946612	0°	5°
910500946712	0°	5°
910500967112	0°	5°
910500967312	0°	5°
910500967512	0°	5°
910500967712	0°	5°
910500967912	0°	5°
910500968112	0°	5°
910500968312	0°	5°
910925700412	0°	5°
910925700912	0°	5°
910925701112	0°	5°
910925709512	0°	5°
910925719512	0°	5°
910925719612	0°	5°
910925719712	0°	5°
910925719812	0°	5°
910925719912	0°	5°
910925720012	0°	5°
910925720112	0°	5°

order code	Standard tilt angle side entry	Standard tilt angle posttop
910925720212	0°	5°
910925723812	0°	5°
910925731812	0°	5°
910925732112	0°	5°
910925732512	0°	5°
910925732612	0°	5°
910925732812	0°	5°
910925733012	0°	5°
910925733312	0°	5°
910925733612	0°	5°
910925733812	0°	5°
910925733912	0°	5°
910925734112	0°	5°
910925738712	0°	5°
910925738812	0°	5°
910925738912	0°	5°
910925739012	0°	5°
910925739112	0°	5°
910925743012	0°	5°
910925743112	0°	5°
910925801712	0°	5°
910925806812	0°	5°
910925807012	0°	5°
910925807212	0°	5°
910925807412	0°	5°
910925807612	0°	5°
910925807812	0°	5°
910925808012	0°	5°
910925808212	0°	5°
910925808412	0°	5°
910925810412	0°	5°
910925837312	0°	5°
910925837612	0°	5°
910925838212	0°	5°
910925839212	0°	5°
910925839712	0°	5°
910925839812	0°	5°
910925839912	0°	5°
910925840412	0°	5°
910925840812	0°	5°
910925842012	0°	5°
910925842112	0°	5°
910925842512	0°	5°
910925842812	0°	5°
910925842912	0°	5°
910925843112	0°	5°
910925843212	0°	5°
910925843412	0°	5°

order code	Standard tilt angle side entry	Standard tilt angle posttop
910925843512	0°	5°
910925843612	0°	5°
910925844612	0°	5°
910925844812	0°	5°
910925845212	0°	5°
910925845312	0°	5°
910925845612	0°	5°
910925846312	0°	5°
910925847312	0°	5°
910925847412	0°	5°
910925847512	0°	5°
910925847612	0°	5°
910925847712	0°	5°
910925847812	0°	5°
910925848012	0°	5°
910925848212	0°	5°
910925848412	0°	5°
910925848512	0°	5°
910925848612	0°	5°
910500946812	0°	5°
910500946912	0°	5°
910500967012	0°	5°
910500967212	0°	5°
910500967412	0°	5°
910500967612	0°	5°
910500967812	0°	5°
910500968212	0°	5°
910925700512	0°	5°
910925720412	0°	5°
910925720512	0°	5°
910925720612	0°	5°
910925721112	0°	5°
910925723712	0°	5°
910925731612	0°	5°
910925731912	0°	5°
910925732012	0°	5°
910925732412	0°	5°
910925732712	0°	5°
910925733212	0°	5°
910925734012	0°	5°
910925806912	0°	5°
910925807312	0°	5°
910925807512	0°	5°
910925807712	0°	5°
910925808112	0°	5°
910925808512	0°	5°
910925835812	0°	5°
910925837212	0°	5°



order code	Standard tilt angle side entry	Standard tilt angle posttop
910925837412	0°	5°
910925838512	0°	5°
910925838712	0°	5°
910925838812	0°	5°
910925838912	0°	5°
910925839112	0°	5°
910925839512	0°	5°
910925840012	0°	5°
910925840112	0°	5°
910925841912	0°	5°
910925842212	0°	5°
910925842312	0°	5°
910925842412	0°	5°
910925842712	0°	5°
910925843012	0°	5°
910925844012	0°	5°
910925844412	0°	5°
910925845012	0°	5°
910925845112	0°	5°
910925845412	0°	5°
910925845512	0°	5°
910925845912	0°	5°
910925847212	0°	5°
910925848112	0°	5°
910925848312	0°	5°
910925848712	0°	5°

## Mechanical and Housing

order code	Color
910500946612	Gray
910500946712	Gray
910500967112	Gray
910500967312	Gray
910500967512	Gray
910500967712	Gray
910500967912	Gray
910500968112	Gray
910500968312	Gray
910500990512	Gray
910500990612	Gray
910500990712	Gray
910500990812	Gray
910500990912	Gray
910925700412	Gray
910925700912	Gray
910925701112	Gray
910925709512	Gray

order code	Color
910925719512	Gray
910925719612	Gray
910925719712	Gray
910925719812	Gray
910925719912	Gray
910925720012	Gray
910925720112	Gray
910925720212	Gray
910925723812	Gray
910925731812	Gray
910925732112	Gray
910925732512	Gray
910925732612	Gray
910925732812	Gray
910925733012	Gray
910925733312	Gray
910925733612	Gray
910925733812	Gray
910925733912	Gray
910925734112	Gray
910925734212	Gray
910925734412	Gray
910925738712	Gray
910925738812	Gray
910925738912	Gray
910925739012	Gray
910925739112	Gray
910925743012	Gray
910925743112	Gray
910925801712	Gray
910925806812	Gray
910925807012	Gray
910925807212	Gray
910925807412	Gray
910925807612	Gray
910925807812	Gray
910925808012	Gray
910925808212	Gray
910925808412	Gray
910925810412	Gray
910925837312	Gray
910925837612	Gray
910925838212	Gray
910925839212	Gray
910925839712	Gray
910925839812	Gray
910925839912	Gray
910925840412	Gray
910925840812	Gray

order code	Color
910925842012	Gray
910925842112	Gray
910925842512	Gray
910925842812	Gray
910925842912	Gray
910925843112	Gray
910925843212	Gray
910925843412	Gray
910925843512	Gray
910925843612	Gray
910925844612	Gray
910925844812	Gray
910925845212	Gray
910925845312	Gray
910925845612	Gray
910925846312	Gray
910925847312	Gray
910925847412	Gray
910925847512	Gray
910925847612	Gray
910925847712	Gray
910925847812	Gray
910925848012	Gray
910925848212	Gray
910925848412	Gray
910925848512	Gray
910925848612	Gray
910500946812	Gray
910500946912	Gray
910500967012	Gray
910500967212	Gray
910500967412	Gray
910500967612	Gray
910500967812	Gray
910500968212	Gray
910925700512	Gray
910925720412	Gray
910925720512	Gray
910925720612	Gray
910925721112	Gray
910925723712	Gray
910925731612	Gray
910925731912	Gray
910925732012	Gray
910925732412	Gray
910925732712	Gray
910925733212	Gray
910925734012	Gray
910925806912	Gray

order code	Color
910925807312	Gray
910925807512	Gray
910925807712	Gray
910925808112	Gray
910925808512	Gray
910925835812	Gray
910925837212	Gray
910925837412	Gray
910925838512	Gray
910925838712	Gray
910925838812	Gray
910925838912	Gray
910925839112	Gray
910925839512	Gray
910925840012	Gray
910925840112	Gray
910925841912	Gray
910925842212	Gray
910925842312	Gray
910925842412	Gray
910925842712	Gray
910925843012	Gray
910925844012	Gray
910925844412	Gray
910925845012	Gray
910925845112	Gray
910925845412	Gray
910925845512	Gray
910925845912	Gray
910925847212	Gray
910925848112	Gray
910925848312	Gray
910925848712	Gray

## Approval and Application

order code	Mech. impact protection code
910500946612	IK08
910500946712	IK08
910500967112	IK08
910500967312	IK08
910500967512	IK08
910500967712	IK08
910500967912	IK08
910500968112	IK08
910500968312	IK08
910500990512	IK08
910500990612	IK08
910500990712	IK08

order code	Mech. impact protection code
910500990812	IK08
910500990912	IK08
910925700412	IK08
910925700912	IK08
910925701112	IK08
910925709512	IK08
910925719512	IK08
910925719612	IK08
910925719712	IK08
910925719812	IK08
910925719912	IK08
910925720012	IK08
910925720112	IK08
910925720212	IK08
910925723812	IK08
910925731812	IK08
910925732112	IK08
910925732512	IK08
910925732612	IK08
910925732812	IK08
910925733012	IK08
910925733312	IK08
910925733612	IK08
910925733812	IK08
910925733912	IK08
910925734112	IK08
910925734212	IK08
910925734412	IK08
910925738712	IK08
910925738812	IK08
910925738912	IK08
910925739012	IK08
910925739112	IK08
910925743012	IK08
910925743112	IK08
910925801712	IK08
910925806812	IK08
910925807012	IK08
910925807212	IK08
910925807412	IK08
910925807612	IK08
910925807812	IK08
910925808012	IK08
910925808212	IK08
910925808412	IK08
910925810412	IK08
910925837312	IK08
910925837612	IK08
910925838212	IK08

order code	Mech. impact protection code
910925839212	IK08
910925839712	IK08
910925839812	IK08
910925839912	IK08
910925840412	IK08
910925840812	IK08
910925842012	IK08
910925842112	IK08
910925842512	IK08
910925842812	IK08
910925842912	IK08
910925843112	IK08
910925843212	IK08
910925843412	IK08
910925843512	IK08
910925843612	IK08
910925844612	IK08
910925844812	IK08
910925845212	IK08
910925845312	IK08
910925845612	IK08
910925846312	IK08
910925847312	IK08
910925847412	IK08
910925847512	IK08
910925847612	IK08
910925847712	IK08
910925847812	IK08
910925848012	IK08
910925848212	IK08
910925848412	IK08
910925848512	IK08
910925848612	IK08
910500946812	IK10
910500946912	IK10
910500967012	IK10
910500967212	IK10
910500967412	IK10
910500967612	IK10
910500967812	IK10
910500968212	IK10
910925700512	IK10
910925720412	IK10
910925720512	IK10
910925720612	IK10
910925721112	IK10
910925723712	IK10
910925731612	IK08
910925731912	IK08

order code	Mech. impact protection code
910925732012	IK08
910925732412	IK08
910925732712	IK08
910925733212	IK08
910925734012	IK08
910925806912	IK08
910925807312	IK08
910925807512	IK08
910925807712	IK08
910925808112	IK08
910925808512	IK08
910925835812	IK08
910925837212	IK08
910925837412	IK08
910925838512	IK08
910925838712	IK08
910925838812	IK08
910925838912	IK08
910925839112	IK08
910925839512	IK08

order code	Mech. impact protection code
910925840012	IK08
910925840112	IK08
910925841912	IK08
910925842212	IK08
910925842312	IK08
910925842412	IK08
910925842712	IK08
910925843012	IK08
910925844012	IK08
910925844412	IK08
910925845012	IK08
910925845112	IK08
910925845412	IK08
910925845512	IK08
910925845912	IK08
910925847212	IK08
910925848112	IK08
910925848312	IK08
910925848712	IK08



© 2016 Philips Lighting Holding B.V.  
All rights reserved.

Specifications are subject to change without notice. Trademarks are the property of Koninklijke Philips N.V. (Royal Philips) or their respective owners.

[www.philips.com/lighting](http://www.philips.com/lighting)

2016, February 17  
data subject to change